

# \* Bible Course App

Spreading the Gospel to Digital Natives

\* In the year 2012, there were over

**130.000.000**

smartphone-user in Europe

\* **Bible Course App**

\*What happens, if one of them tries to  
**take an online Bible course**  
on her mobile device?

\* **Bible Course App**



This ...

\* Bible Course App



This ...

\* Bible Course App

\* In Germany 25% of the population  
are using mobile internet.  
55% of those under 30!

\* Bible Course App

\* We are rapidly moving into the

**post-pc era.**

And our websites aren't ready for it.

\* **Bible Course App**

\*Therefore, in June 2013, the BCS-Leaders  
of the **TED** and **EUD**  
voted to develop a mobile-App.

\* **Bible Course App**



\* Here's the challenge:

TED and EUD encompass **42 countries**

with different **languages**

and course material.

\* **Bible Course App**

\*The solution is to separate

the **COURSES** from the **App**.



\* **Bible Course App**

\* But here's another challenge:

The **goal** of Bible Courses

is not merely to teach, but **to connect.**

\* **Bible Course App**

\* This cannot be accomplished by  
**merely** providing **information**  
through a mobile-App.



\* **Bible Course App**

\*The App needs to facilitate  
**communication**  
between real people.

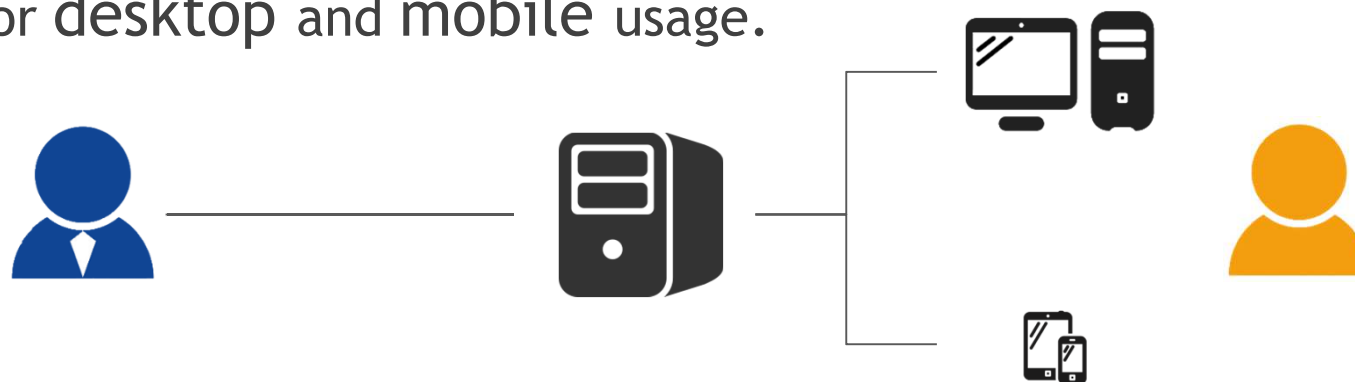


\* **Bible Course App**

\*The solution is an

integrated online System

for desktop and mobile usage.



\* Bible Course App

\*The following slides are **not** showcasing the  
**actual design** of the App.

It is just a rough demonstration of  
how it could be working.

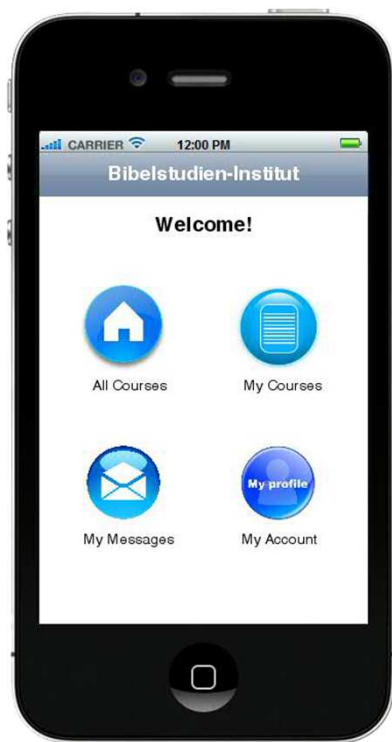
\* **Bible Course App**



- \* The first time a user opens the App, she will be asked to log in with her account or create a new account.
- \* It is also possible to take a look at sample-lessons without an account.

## \* Bible Course App





- \* Once the user is logged in, she gets to the Home-screen.
- \* For all returning users, this will be the first screen they see.

\* Bible Course App



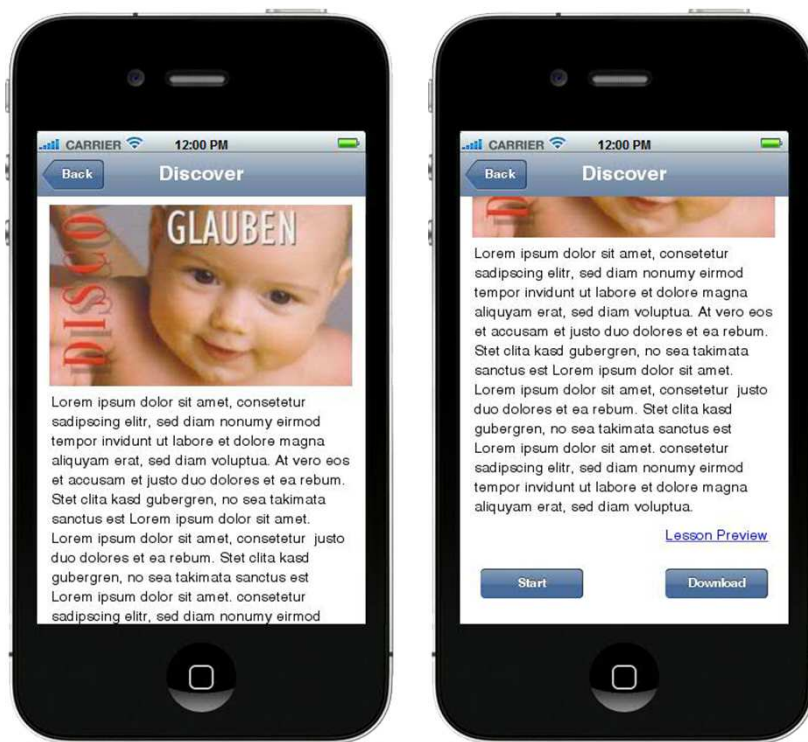
- \* All available courses are displayed on this screen, with a short description.

## \* Bible Course App



- \* The course-screen offers a detailed description of the course.
- \* If the user scrolls down, she will have three options:

\* Bible Course App



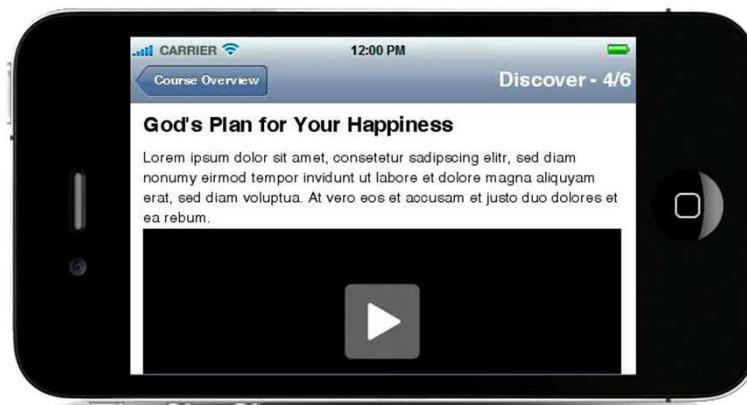
- \* The Lesson Preview is for users who are trying the App without an account.
- \* Users who are logged in can start the first lesson right away, or download it for offline use.

## \* Bible Course App

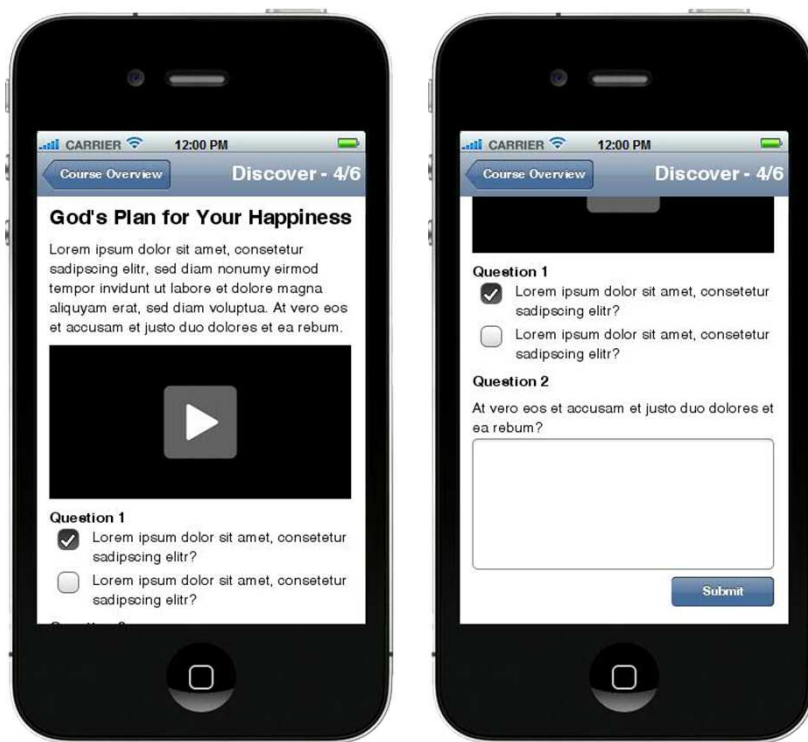


- \* This is a sample lesson. The content can contain text, pictures, tables or videos.
- \* It can spread over several screens.

\* Bible Course App



\* Bible Course App



- \* Once the user is finished reading and answering the questions, she can submit her answers.

## \* Bible Course App



- \* In the course overview, the user can see her progress and which topics are still ahead of her.
- \* Once the advisor has reviewed her answers, the next lesson will automaticall be activated (purple).

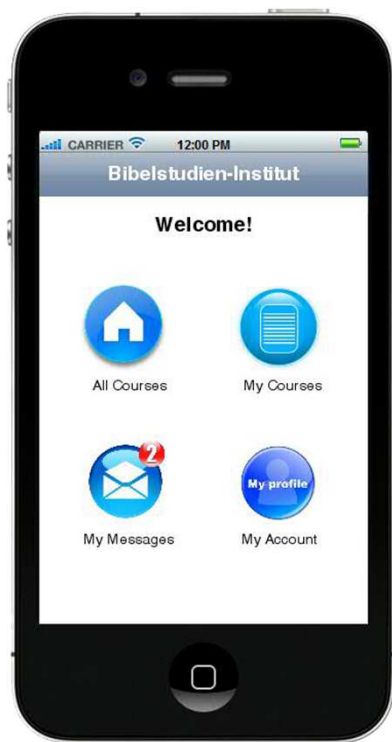
## \* Bible Course App





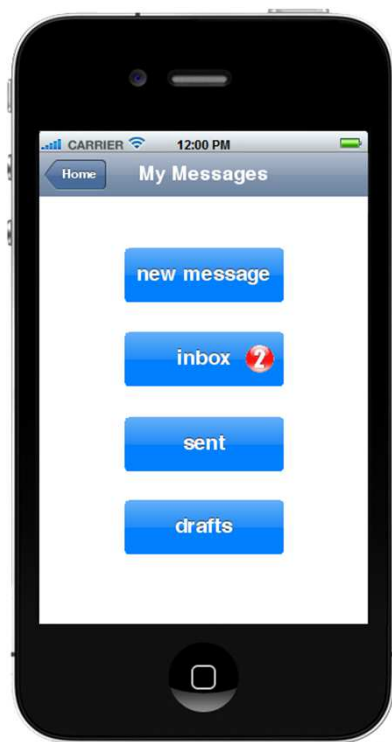
- \* The „My Courses“-screen displays all courses which are active as well as those which the user has already completed.

## \* Bible Course App



- \* Once the advisor has reviewed the answers, the user will get a message informing her that a new lesson is now available.

## \* Bible Course App



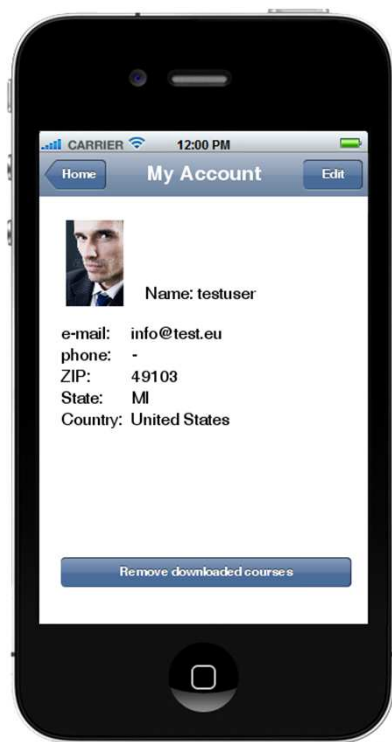
- \* In addition, the messaging function can be used for personal correspondence between the advisor and the participant.
- \* This way questions which are more complex, or do not pertain to the active course can be answered.

\* **Bible Course App**

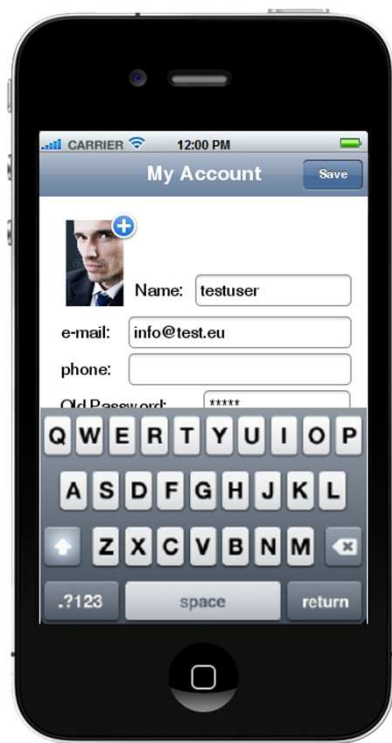


- \* If the user allows for it, the App will also send him push-notifications, once a new lesson is available.

## \* Bible Course App



# \* Bible Course App



\* Bible Course App

\*Through this App,

**130.000.000** people

would have access to the **Gospel**  
**everywhere** they go.

\* **Bible Course App**